

Stefan's Problem: Validation of a One-Dimensional Solid-Liquid Phase Change Heat Transfer Process

Wilson Ogoh and Dominic Groulx
Department of Mechanical Engineering
Dalhousie University, Halifax, NS, Canada

Thermal Energy Storage

➤ Sensible Heat Storage:

A heat storage system that uses a heat storage medium, and where the addition or removal of heat results in a change in temperature

➤ Thermochemical Storage:

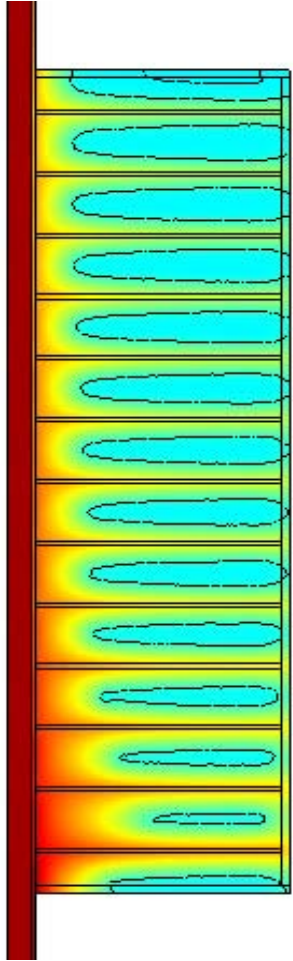
Storage of energy is the result of a chemical reaction

➤ Latent Heat Storage:

The storage of energy is the result of the phase change (solid-liquid or solid-solid) of a phase change material (PCM). The process happening over a small temperature range.



Validation's Goal



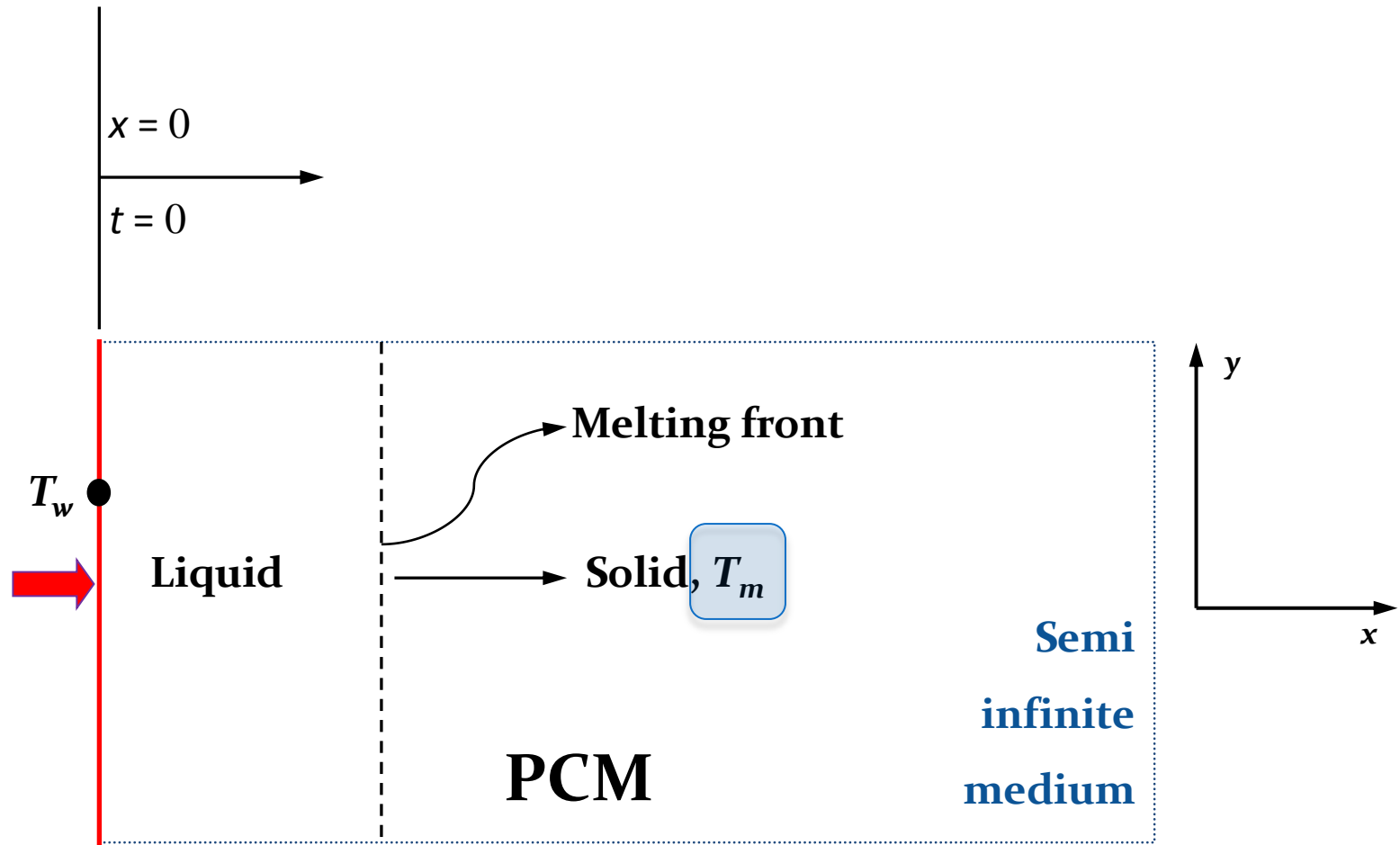
- ▶ Finite Elements can be used to help in the design of Latent Heat Energy Storage Systems (LHES):
 - Determination of the application-dependent size of the LHES;
 - Choice of geometry;
 - Heat Transfer enhancement (fins for example);
 - Etc ...
- ▶ A proper validation of the phase change behavior of the Phase Change Material (PCM) inside the LHES is necessary to ensure the proper numerical treatment, especially when it comes to accounting for the total amount of energy stored in the system.



Geometry Studied

»» 1D Stefan's Problem

Geometry



Analytical Solution

»» 1D Stefan's Problem

Governing Equations

- ▶ Heat Conduction in the liquid phase:

$$(\rho C_p)_l \frac{\partial T_l}{\partial t} = k_l \frac{\partial^2 T_l}{\partial x^2}$$

- ▶ Boundary Conditions:

$$T(x = 0, t > 0) = T_w$$

$$T(x > \delta(t), t > 0) = T_m$$

with $\delta(t)$ being the solid-liquid interface position.

- ▶ Energy balance at the melting interface:

$$-\rho_l L \frac{d\delta(t)}{dt} = k_l \frac{\partial T_l(\delta, t)}{\partial x} = -\rho_l L u_m$$



Analytical Solution

- ▶ Solving the previous equations results in:

$$\frac{T_l(x,t) - T_w}{T_m - T_w} = \frac{\text{erf}[x / 2\sqrt{\alpha_l t}]}{\text{erf}(\beta)} = \frac{\text{erf}(\eta)}{\text{erf}(\beta)}$$

with $\eta = \frac{x}{2\sqrt{\alpha_l t}}$

and β determined by solving the following equation:

$$\beta e^{\beta^2} \text{erf}(\beta) = \frac{Ste}{\sqrt{\pi}}, \quad Ste = \text{Stefan number} = \frac{C_{p,l}(T_w - T_m)}{L}$$



Analytical Solution

▶ The following can also be obtained analytically:

- Melting front position: $\delta(t) = 2\eta\sqrt{\alpha_l t}$

- Melting front velocity: $u_m(t) = \frac{d\delta(t)}{dt} = \frac{\eta\sqrt{\alpha_l}}{\sqrt{t}}$

- Heat transfer rate at the solid-liquid interface:

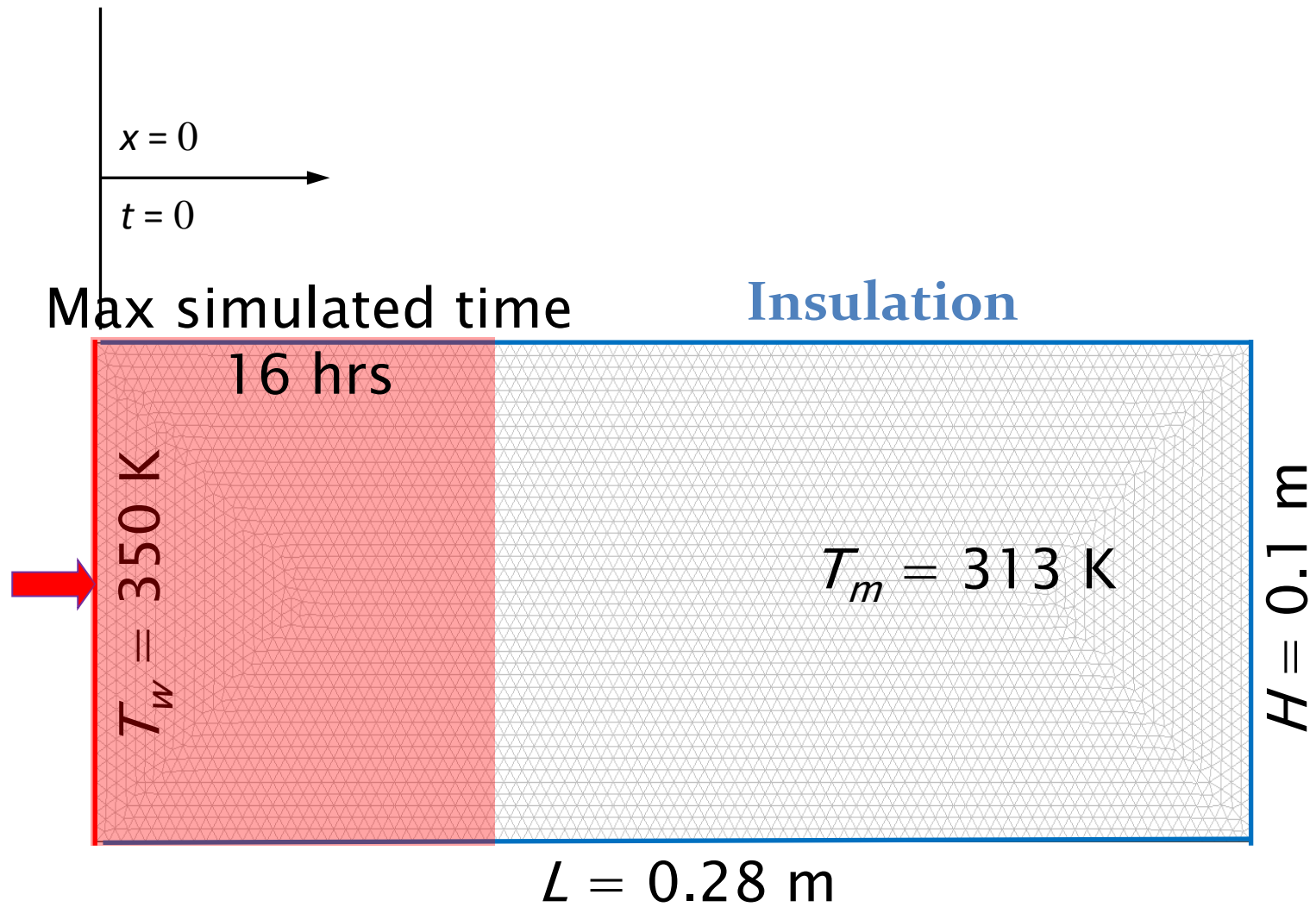
$$q''[\delta(t)] = k_l \left. \frac{\partial T_l}{\partial x} \right|_{x=\delta(t)} = -\rho_l L \frac{\eta\sqrt{\alpha_l}}{\sqrt{t}}$$



Numerical Modeling

»» 2D Stefan's Problem

Geometry



PCM

The phase change material used in the validation study is
Paraffin wax

Thermal Conductivity	0.21 W/m · K
Heat Capacity	2.4 kJ/kg · K
Density	750 kg/m ³
Enthalpy of Fusion	175 kJ/kg
Melting Temperature Range	313 K to 316 K



Modeling in COMSOL

- ▶ Problem type: Transient thermal fluid*
- ▶ Model used: Heat Transfer in a Solid
 - ↳ Transient Analysis

This model encompasses:

- Heat transfer by conduction.
 - ↳ In Stefan's Problem, convection is neglected in the liquid PCM
 - Modified using the Effective Heat Capacity Method.
-
- ▶ Geometry is considered 2D

* The treatment of phase change renders the problem non-linear as well.



Modified C_p Method

$$C_p = \begin{cases} C_{p,s} & T < 313 \text{ K} \\ C_{p,eff} & 313 \text{ K} < T < 316 \text{ K} \\ C_{p,l} & T > 316 \text{ K} \end{cases}$$

Where

$$C_{p,m} = \frac{L}{(\Delta T_m)} + \frac{(C_{p,s} + C_{p,l})}{2}$$

Numerically

$$C_p = (2.5 + 60.5 * (313 < T) - 60.5 * (T > 316))$$

$$C_{p,eff} = \text{Effective } C_p \\ = 60.5 \text{ kJ/kg}$$

$$C_{p,s} = \text{Solid phase } C_p \\ = 2.4 \text{ kJ/kg}$$

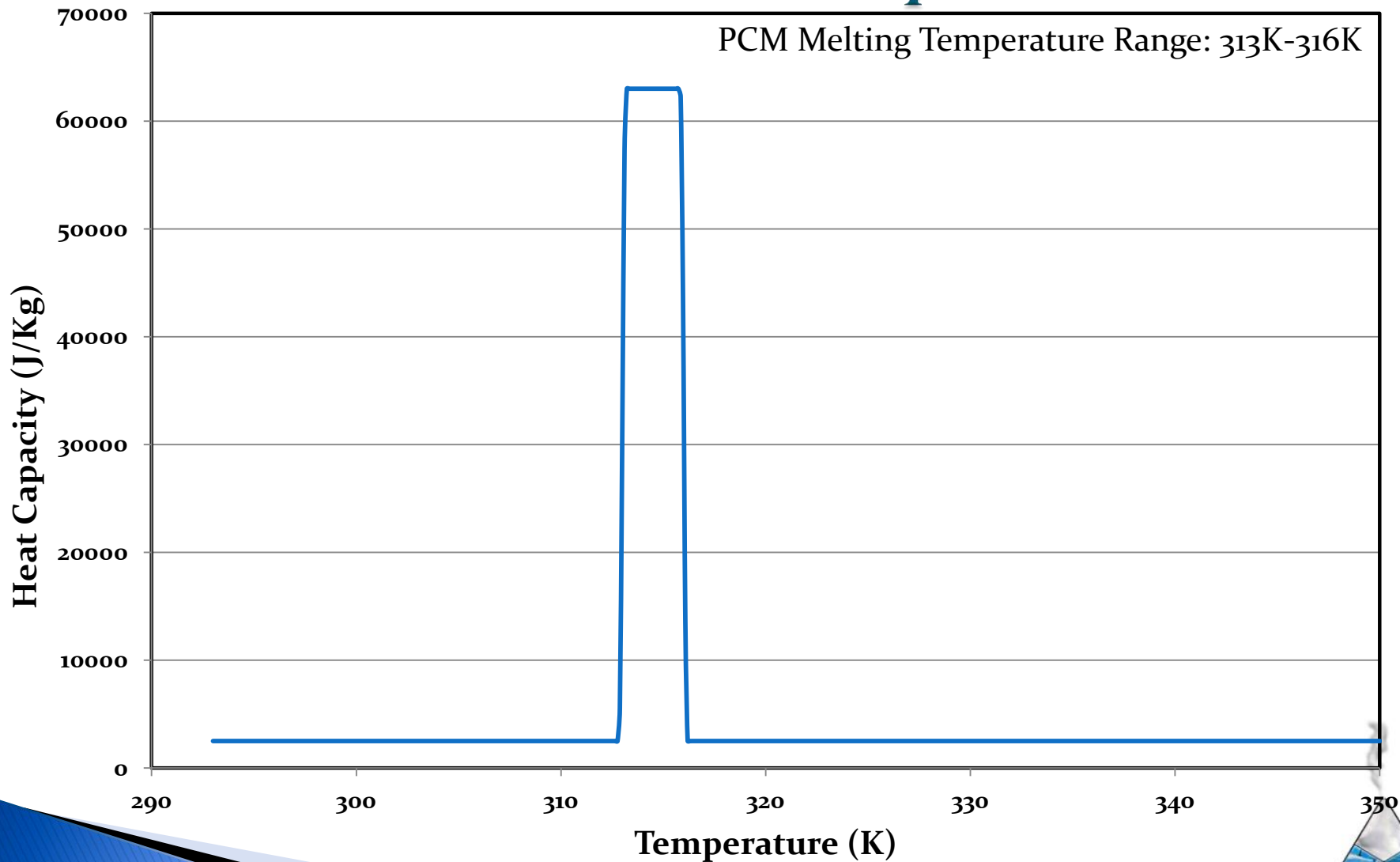
$$C_{p,l} = \text{Liquid phase } C_p \\ = 2.4 \text{ kJ/kg}$$

$$L = \text{Latent heat of fusion} \\ = 175 \text{ kJ/kg}$$

$$\Delta T_m = \text{Melting Temperature range}$$



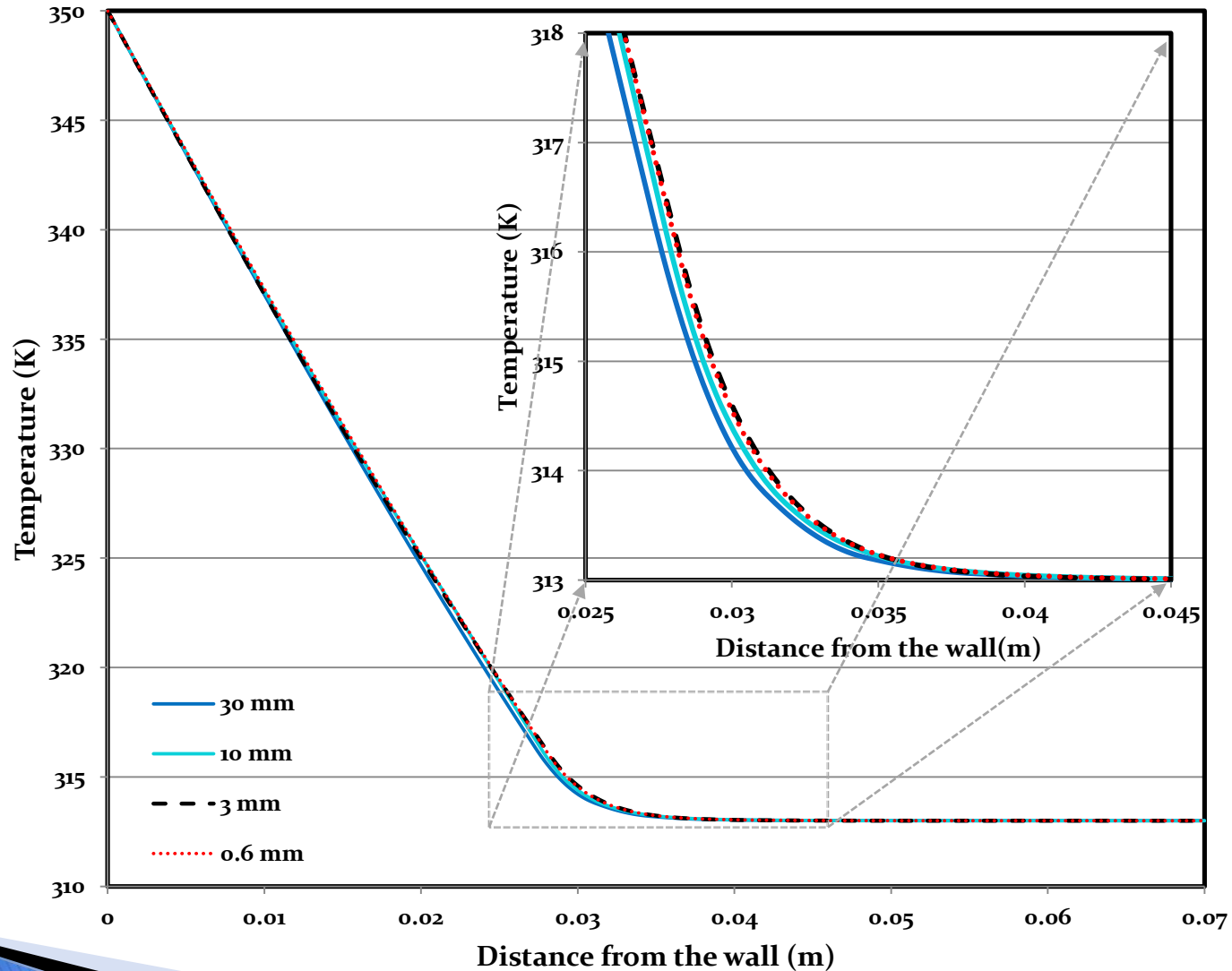
Modified C_p



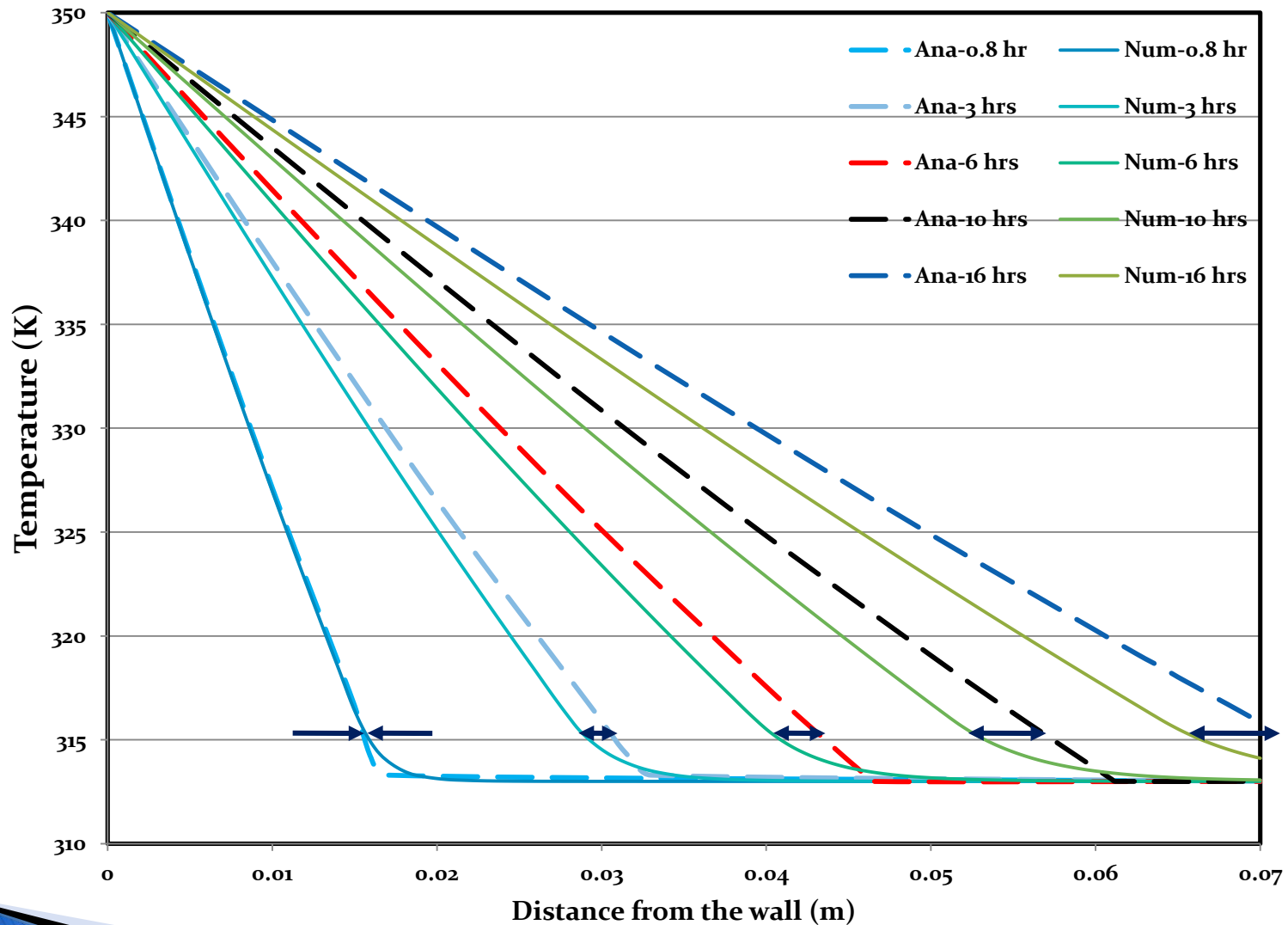
Validation

»» Stefan's Problem

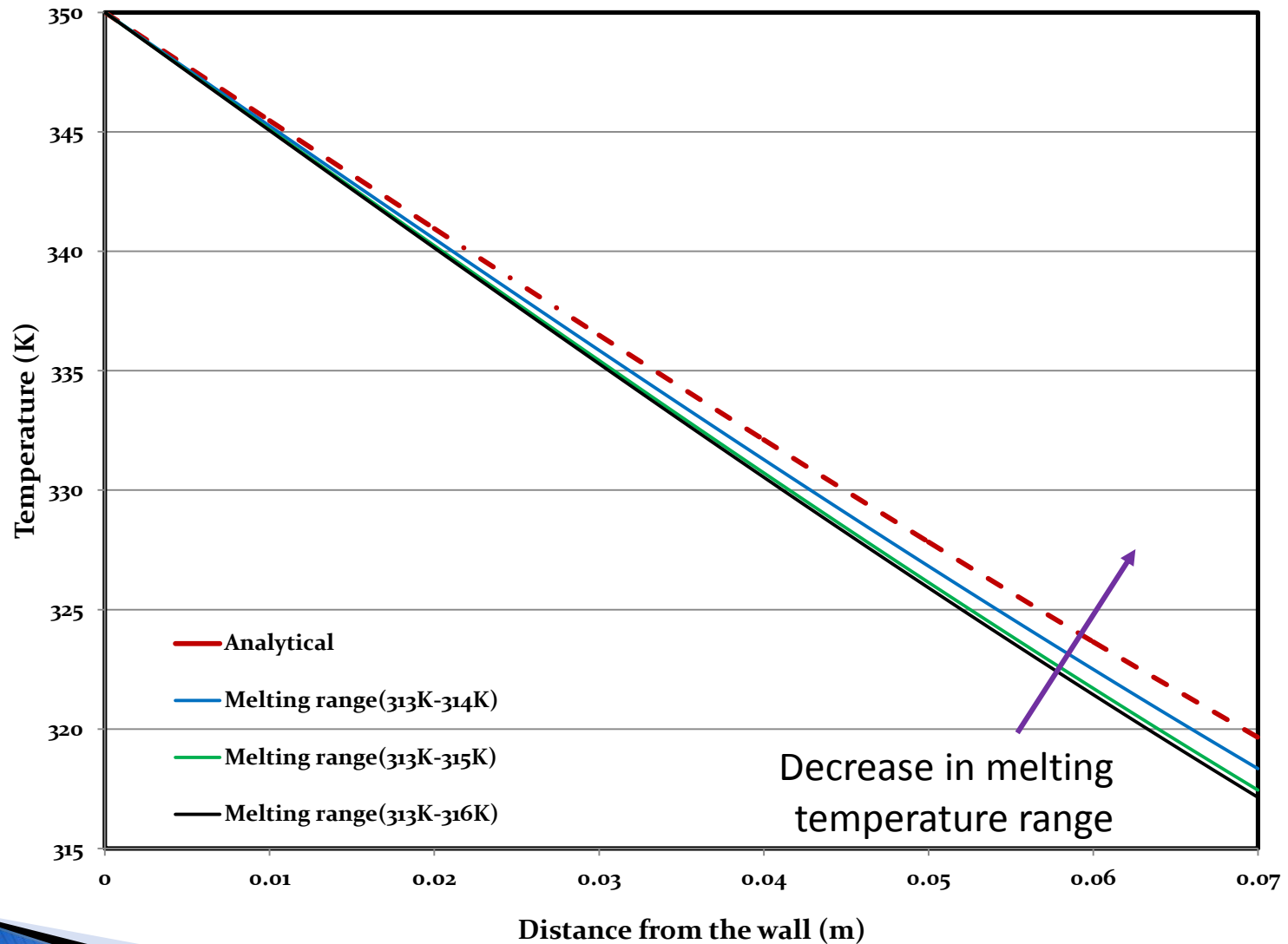
Element Size



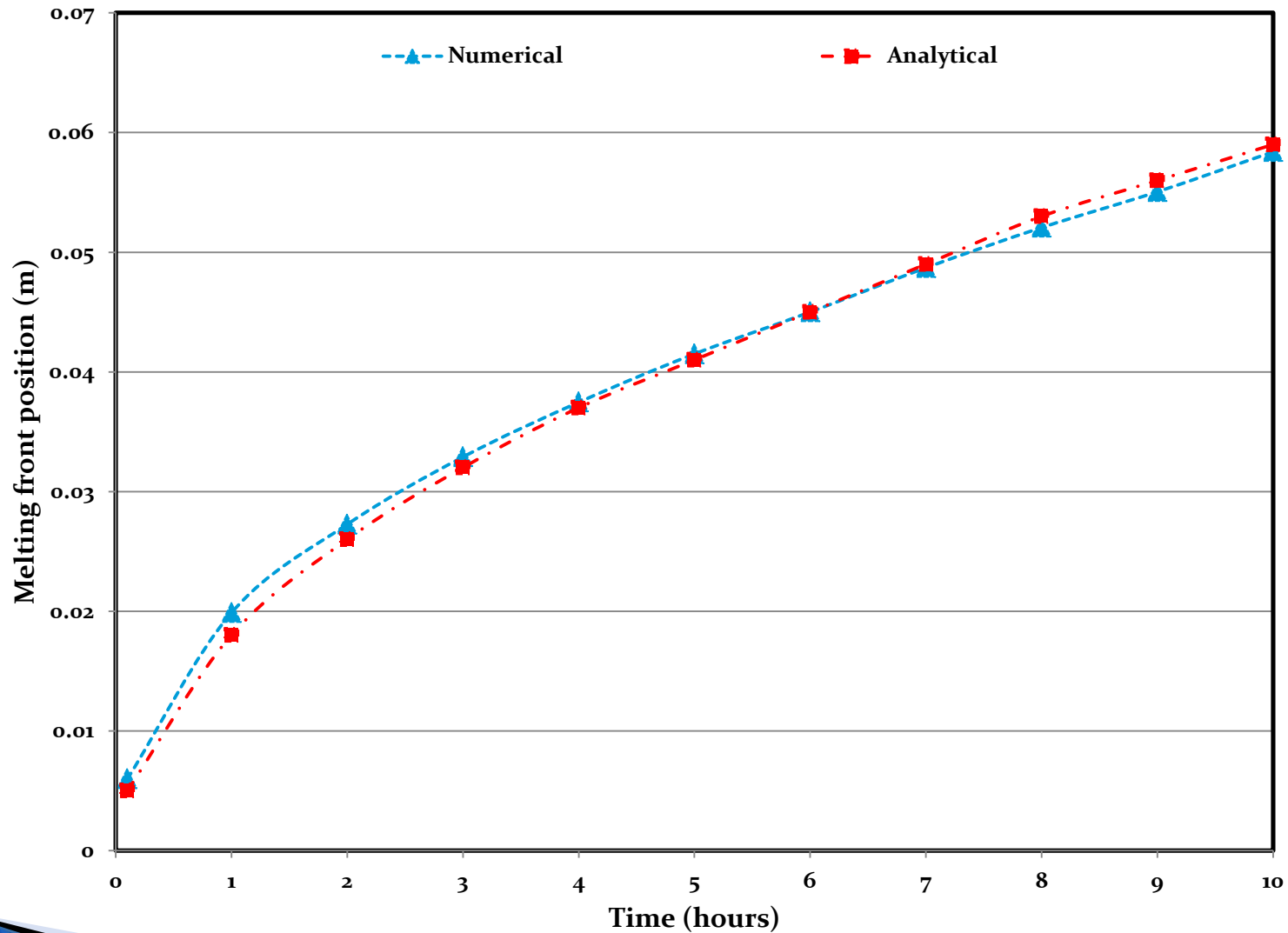
Numerical vs Analytical



Effect of Melting Temperature Range



Melting Front Position



Conclusion

- ▶ The physical processes encountered during transient phase change heat transfer, coupled with conduction, in a PCM can be modeled numerically using COMSOL Multiphysics;
- ▶ The appearance and the behavior of the melting front can be simulated by modifying the specific heat of the PCM to account for the increased amount of energy, in the form of latent heat of fusion, needed to melt the PCM over its melting temperature range.
- ▶ The validation showed the effect incorporating a mushy region in the physical modeling of the PCM had on the temperature profile in the liquid PCM and the melting front behavior.

